

Nifty Snapshot

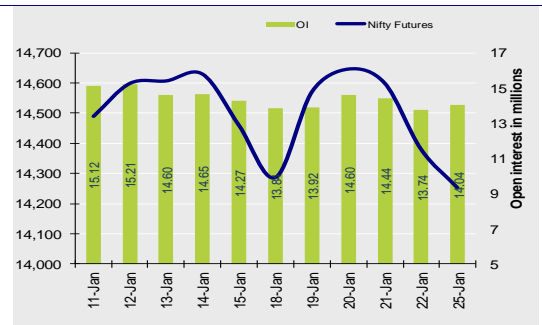
	Close	Prv Cl.	Ab chg	% chg
Spot	14,238.9	14,371.9	-133.00	-0.93
Futures	14,253.1	14,380.1	-127.00	-0.88
OI (ml shr)	14.04	13.74	0.31	2.22
Vol (lots)	248109	246693	1416	0.6
COC	14.25	8.25	6.00	72.7
PCR-OI	1.02	1.14	-0.12	-10.3

Market Summary:

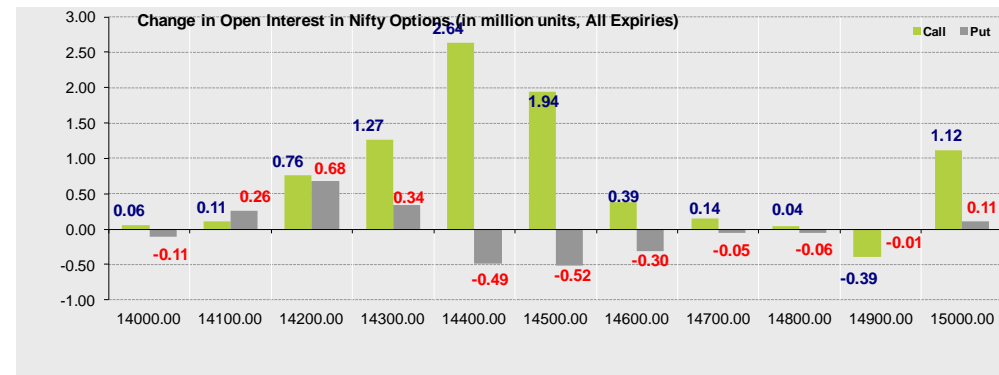
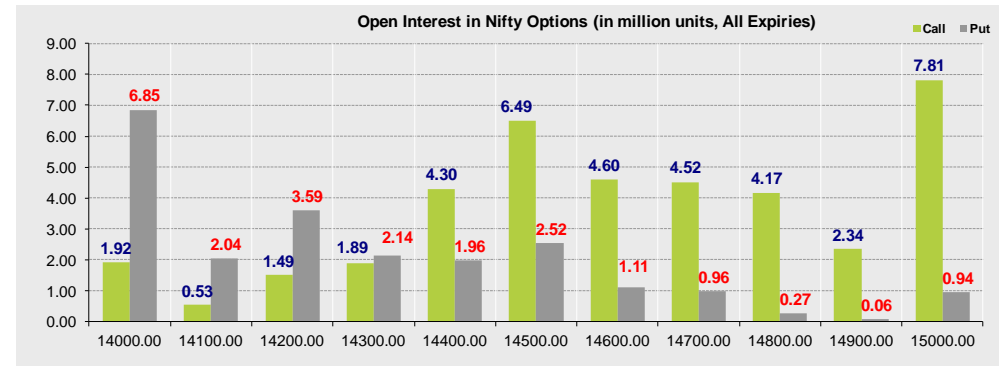
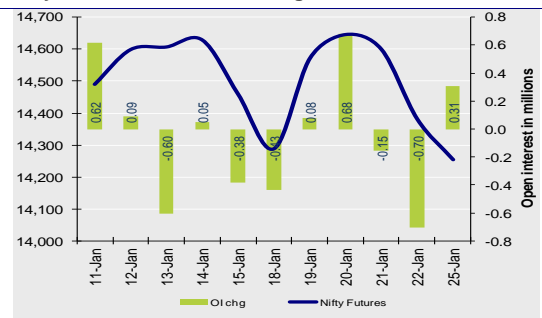
- Indian markets closed on a negative note where selling was mainly seen in Automobile, IT, Banking sectors. Nifty Jan Future closed at 14253.10 (down 127 points) at a premium of 14.25 pts to spot.
- FII's were net sellers in Cash to the tune of 765.3 Cr and were net buyers in index futures to the tune of 1860.87 Cr.
- India VIX increased by 3.66% to close at 23.25 touching an intraday high of 23.81.

Open Interest in Nifty Options:

Nifty Futures Price v/s OI



Nifty Futures Price v/s Change in OI



Institutional Activity in previous trading session

(in Rs cr.)	Buy	Sell	Net
Index Futures	8658.83	6797.96	1860.87
Index Options	442618.04	441360.5	1257.47
Stock Futures	49481.62	48809.65	671.97
Stock Options	17936.75	17546.10	390.65
FII Cash	8,423.37	9,188.67	-765.30
DII Cash	5,090.23	5,477.99	-387.76

Net FII Activity (in Rs cr.)

Date	Idx Fut	Stk Fut	Idx Opt	Cash
25-Jan	1860.9	672.0	1257.5	-765.3
22-Jan	-1471.3	-467.0	-1492.4	-635.7
21-Jan	1102.2	-195.4	2048.6	1614.7
20-Jan	-1313.5	-332.6	-660.7	2289.1
19-Jan	508.9	977.3	13.9	257.6
18-Jan	-267.2	1326.6	1108.6	650.6

- The above second chart shows previous trading day's change in Nifty options where Addition in OI were seen in 14500, 14400, 14300 strike Calls while liquidation was seen in 14600, 14500, 14400 strike Puts indicating market is likely to remain cautious during the day.
- Highest OI build-up is seen at 15000 strike Call and 14000 strike Put, to the tune of 7.81mn and 6.85mn respectively.

Outlook on Nifty:

- Index is likely to open on a flattish note today and is likely to remain cautious during the day.

Technical Pivot (Intraday):

	S2	S1	PIVOT	R1	R2
NIFTY	14065	14160	14330	14425	14590
BANKNIFTY	30580	30880	31290	31590	32000

Volume Buzzers (Contract wise)

Symbol	Current Volume	Volume Change	Price Chg	One Month Avg
IDEA	8411	653%	-7.8%	4358
SUNTV	4820	572%	-3.7%	3599
ULTRACEMC	18419	192%	-3.6%	3814
INDUSTOWE	2838	183%	-1.4%	2224
SHREECEM	2025	144%	-1.9%	1173
CIPLA	13252	143%	3.5%	6139
HCLTECH	23233	137%	-3.7%	13122
KOTAKBANK	46595	126%	-2.0%	14175
MUTHOOTFIN	7674	111%	0.5%	3716
GRASIM	12655	108%	6.4%	3554

Stock Ideas

- RELIANCE & BAJAJ-AUTO calls of strike 2100 & 4100 respectively were amongst the most active Calls whereas RELIANCE & BAJFINANCE puts of strike 2000 & 5000 respectively were amongst most active Puts.
- DLF & SIEMENS are likely to show good strength whereas HDFCAMC & IDFCFIRSTB are likely to show weakness in today's trading session.

(Price is in Rs; OI is in million units; Price chg and OI chg are in percentage) **NB RESEARCH**

Fresh Longs seen in:

Script	Price	Price chg	OI	OI Chg
DLF	270.9	0.1	27.0	10.8
APOLLOHOSP	2685.0	3.3	1.6	9.3
ICICIPRULI	503.2	0.2	4.6	7.4

Fresh Shorts seen in:

Script	Price	Price chg	OI	OI Chg
HDFCAMC	2962.4	-4.4	0.6	16.0
SUNTV	492.6	-3.7	10.8	12.0
IDEA	11.8	-7.8	888	9.7

Short Covering seen in:

Script	Price	Price chg	OI	OI Chg
SIEMENS	1670.5	0.6	0.8	-10.3
BOSCHLTD	15847	1.1	0.1	-7.8
AUROPHARMA	997.6	8.1	8.5	-7.0

Long Unwinding seen in:

Script	Price	Price chg	OI	OI Chg
IDFCFIRSTB	48.0	-2.9	157	-15.8
ULTRACEMCO	5368.0	-3.6	1.6	-15.1
PNB	34.4	-0.6	191	-12.7

Technical Pivot (Intraday):

Script Name	S2	S1	PIVOT	R1	R2
DLF	260	265	272	278	285
HDFCAMC	2814	2888	2997	3071	3180
SIEMENS	1598	1634	1670	1706	1742
IDFCFIRSTB	46	47	49	50	52

FROM THE EQUITY DERIVATIVE DESK:

NIRAV HARISH CHHEDA
SENIOR DERIVATIVES AND TECHNICAL ANALYST
E-Mail: nirav.chheda@nirmalbang.com
Tel no: 6273-8199/8000

AMIT BHUPTANI
DERIVATIVES AND TECHNICAL ANALYST
E-Mail: amit.bhuptani@nirmalbang.com
Tel no: 6273-8242/8000

Disclaimer

Nirmal Bang Securities Private Limited (hereinafter referred to as "NBSPL") is a registered Member of National Stock Exchange of India Limited, Bombay Stock Exchange Limited and MCX stock Exchange Limited. We have been granted certificate of Registration as a Research Analyst with SEBI. Registration no. is INH000001766 for the period 23.09.2015 to 22.09.2020.

NBSPL or its associates including its relatives/analyst do not hold any financial interest/beneficial ownership of more than 1% in the company covered by Analyst (in case any financial interest is held kindly disclose)

NBSPL or its associates/analyst has not received any compensation from the company covered by Analyst during the past twelve months. NBSPL /analyst has not served as an officer, director or employee of company covered by Analyst and has not been engaged in market making activity of the company covered by Analyst.

The views expressed are based solely on information available publicly and believed to be true. Investors are advised to independently evaluate the market conditions/risks involved before making any investment decision.

Stock Name	Call (Buy/Sell)	Entry price	Targets	Stop Loss	Duration	Status

NIFTY50 Options OI (CE OI = Resistance) (PE OI = Support)

Symbol	Highest CE OI	Highest PE OI	CMP
ADANIPTS	550	500	525
ASIANPAINT	2800	2600	2521
AXISBANK	700	620	658
BAJAJ-AUTO	4200	3800	4164
BAJAJFINSV	9500	9000	9188
BAJFINANCE	5200	4800	4924
BHARTIARTL	600	570	582
BPCL	420	360	387
BRITANNIA	3700	3600	3611
CIPLA	900	800	838
COALINDIA	150	130	132
DIVISLAB	4000	3600	3578
DRREDDY	5500	5000	5083
EICHERMOT	3000	2800	2880
GAIL	150	125	130
GRASIM	1100	1000	1069
HCLTECH	1100	900	949
HDFC	2700	2500	2560
HDFCBANK	1500	1440	1462
HDFCLIFE	700	680	682
HEROMOTOCO	3500	3200	3473
HINDALCO	280	230	240
HINDUNILVR	2500	2300	2404
ICICIBANK	560	530	538
ITC	220	200	208

NIFTY50 Options OI (CE OI = Resistance) (PE OI = Support)

Symbol	Highest CE OI	Highest PE OI	CMP
INDUSINDBK	1000	900	851
INFY	1400	1300	1325
IOC	105	90	94
JSWSTEEL	400	360	382
KOTAKBANK	1900	1800	1801
LT	1400	1300	1365
M&M	900	700	796
MARUTI	9000	7500	7986
NESTLEIND	18000	17000	17458
NTPC	100	100	93
ONGC	100	90	91
POWERGRID	210	190	191
RELIANCE	2100	1900	1944
SBILIFE	900	860	864
SBIN	310	280	281
SHREECEM	14500	14500	23336
SUNPHARMA	600	600	587
TATAMOTORS	300	200	280
TATASTEEL	700	600	651
TCS	3400	3000	3295
TECHM	1100	850	974
TITAN	1600	1400	1501
ULTRACEMCO	6000	5300	5368
UPL	600	500	588
WIPRO	500	400	437

DISCLOSURES

Research Reports that are published by Nirmal Bang Securities Private Limited (hereinafter referred to as "NBSPL") are for private circulation only. NBSPL is a registered Research Analyst under SEBI (Research Analyst) Regulations, 2014 having Registration no. INH000001766. NBSPL is also a registered Stock Broker with National Stock Exchange of India Limited, BSE Limited, Metropolitan Stock Exchange of India Limited, Multi Commodity Exchange of India Limited, National Commodity and Derivative Exchange Limited and Indian Commodity Exchange Limited in cash and Equity and Commodities derivatives segments.

NBSPL has other business divisions with independent research teams separated by Chinese walls, and therefore may, at times, have different or contrary views on stocks and markets.

NBSPL or its associates have not been debarred / suspended by SEBI or any other regulatory authority for accessing / dealing in securities Market. NBSPL, its associates or analyst or his relatives do not hold any financial interest (Except Investment) in the subject company. NBSPL or its associates or Analyst do not have any conflict or material conflict of interest at the time of publication of the research report with the subject company. NBSPL or its associates or Analyst or his relatives may or may not hold beneficial ownership of 1% or more in the subject company at the end of the month immediately preceding the date of publication of this research report.

NBSPL or its associates / analyst has not received any compensation / managed or co-managed public offering of securities of the company covered by Analyst during the past twelve months. NBSPL or its associates have not received any compensation or other benefits from the company covered by Analyst or third party in connection with the research report. Analyst has not served as an officer, director or employee of Subject Company. NBSPL / analyst has not been engaged in market making activity of the subject company. Analyst Certification: The research analysts and authors of these reports, hereby certify that the views expressed in this research report accurately reflects my/our personal views about the subject securities, issuers, products, sectors or industries. It is also certified that no part of the compensation of the analyst(s) was, is, or will be directly or indirectly related to the inclusion of specific recommendations or views in this research. The analyst(s) principally responsible for the preparation of this research report and has taken reasonable care to achieve and maintain independence and objectivity in making any recommendations.

DISCLAIMER

This report is for the personal information of the authorized recipient and does not construe to be any investment, legal or taxation advice to you. NBSPL is not soliciting any action based upon it. Nothing in this research shall be construed as a solicitation to buy or sell any security or product,

or to engage in or refrain from engaging in any such transaction. In preparing this research, we did not take into account the investment objectives, financial situation and particular needs of the reader.

This research has been prepared for the general use of the clients of NBSPL and must not be copied, either in whole or in part, or distributed or redistributed to any other person in any form. If you are not the intended recipient you must not use or disclose the information in this research in any way. Though disseminated to all the customers simultaneously, not all customers may receive this report at the same time. NBSPL will not treat recipients as customers by virtue of their receiving this report. This report is not directed or intended for distribution to or use by any person or entity resident in a state, country or any jurisdiction, where such distribution, publication, availability or use would be contrary to law, regulation or which would subject NBSPL & its group companies to registration or licensing requirements within such jurisdictions.

The report is based on the information obtained from sources believed to be reliable, but we do not make any representation or warranty that it is accurate, complete or up-to-date and it should not be relied upon as such. We accept no obligation to correct or update the information or opinions in it. NBSPL or any of its affiliates or employees shall not be in any way responsible for any loss or damage that may arise to any person from any inadvertent error in the information contained in this report. NBSPL or any of its affiliates or employees do not provide, at any time, any express or implied warranty of any kind, regarding any matter pertaining to this report, including without limitation the implied warranties of merchantability, fitness for a particular purpose, and non-infringement. The recipients of this report should rely on their own investigations.

This information is subject to change without any prior notice. NBSPL reserves its absolute discretion and right to make or refrain from making modifications and alterations to this statement from time to time. Nevertheless, NBSPL is committed to providing independent and transparent recommendations to its clients, and would be happy to provide information in response to specific client queries.

Before making an investment decision on the basis of this research, the reader needs to consider, with or without the assistance of an adviser, whether the advice is appropriate in light of their particular investment needs, objectives and financial circumstances. There are risks involved in securities trading. The price of securities can and does fluctuate, and an individual security may even become valueless. International investors are reminded of the additional risks inherent in international investments, such as currency fluctuations and international stock market or economic conditions, which may adversely affect the value of the investment. Opinions expressed are subject to change without any notice. Neither the company nor the director or the employees of NBSPL accept any liability whatsoever for any direct, indirect, consequential or other loss arising from any use of this research and/or further communication in relation to this research. Here it may be noted that neither NBSPL, nor its directors, employees, agents or representatives shall be liable for any damages whether direct or indirect, incidental, special or consequential including lost revenue or lost profit that may arise from or in connection with the use of the information contained in this report.

Copyright of this document vests exclusively with NBSPL.

Our reports are also available on our website www.nirmalbang.com